

Doraemon ドラえもん

Lesson plan

Name of the activity: Let's draw Doraemon and let's make original Doraemon's tool

Aim of the activity: To understand Japanese cartoons and cultivate own imagination

Appropriate grade level: 3rd to 6th

Required time: 45min.

Required materials: some pictures of Doraemon and Doraemon's fantastic tools

Required space: classroom

Procedure

Time	Teacher's activity	Student's activity
5'	1.INTRODUCE JAPANESE CARTOONS -Show pictures of Japanese cartoon's characters. -Ask they know each character.	-Say cartoon's characters.
10'	2.INTRODUCE DORAEMON AND DORAEMON'S FANTASTIC TOOLS -Show some pictures of Doraemon and Doraemon's fantastic tools.	-Look at Doraemon and Doraemon's tools.
20'	3.TEACH THE SONG OF DORAEMON EKAKIUTA -At first, show how to draw Doraemon. -Next, draw Doraemon each other.	-Sing the song along with the song, and draw after the song.
30'	4.DRAW ORIGINAL FANTASTIC TOOL -Introduce other Doraemon's tools. -Introduce their tools as much as possible.	-Imagine a fantastic tool which they want. -Draw the picture and write how to use.
45'	5.SHARE THE EXPERIENCE -Ask the students their impression of this activity.	

Doraemon ドラえもん



Doraemon (ドラえもん)

(

)




Doraemon



Doraemon Ekakiuta

(The song how to draw Doraemon)

Marukaite Chon Marukaite Chon
Omameni Megadete Uekibachi Uekibachi
Rokugatu Muikani UFOga
Acchiitte Kocchiitte Okkochite
Oikegahutatu Dekimashita
Oikenihunewo Ukabetara
Osoranimikaduki Nobotteta
Higewotuketara Doraemon



This is my original fantastic tool.

